OPPOSITE SIDE TEMPERATURE _____° **ADVISE**



MOUNT SIDE TEMPERATURE _____° **ADVISE**

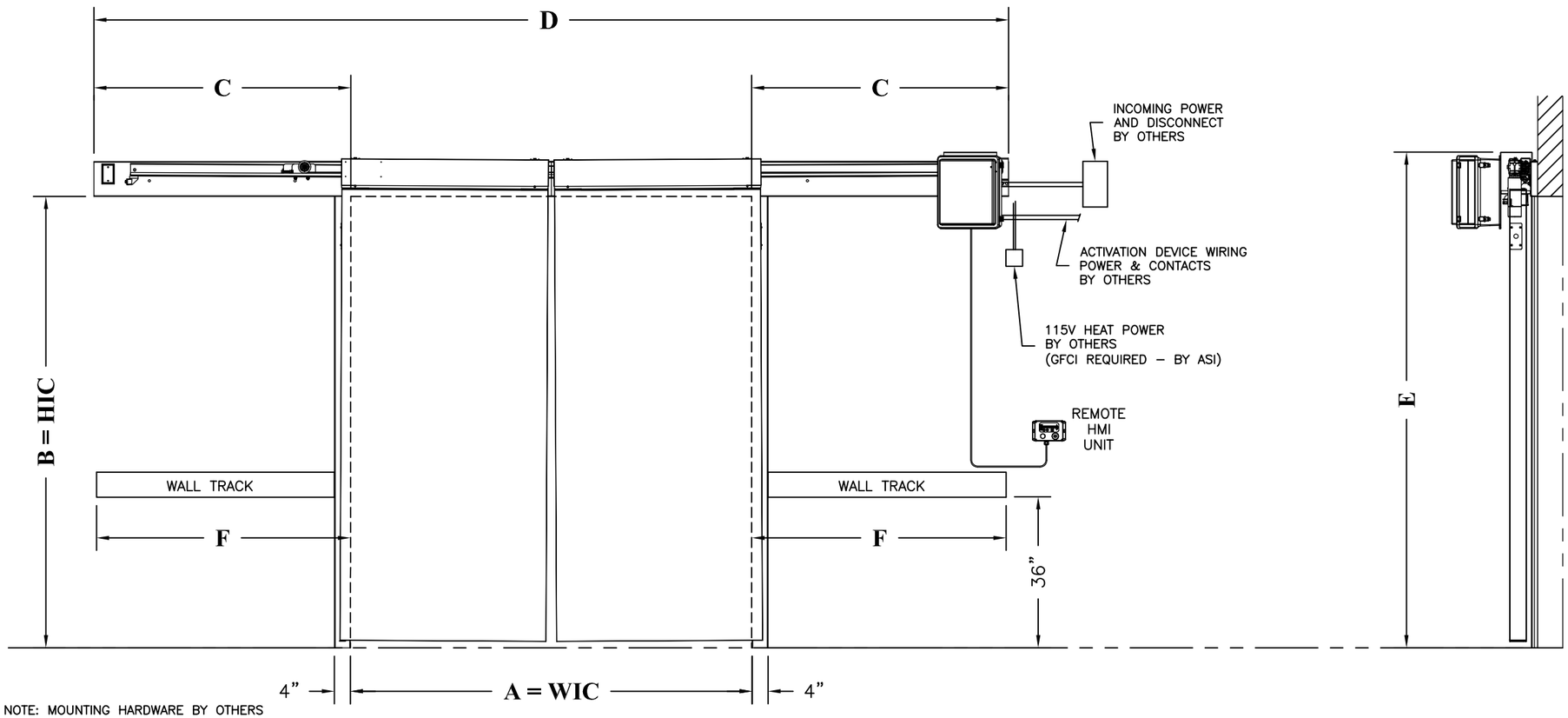

NOTE: MOUNTING HARDWARE BY OTHERS

APPLICATION DATA **ADVISE**

WASHDOWN ENVIRONMENT: YES ☐ OR NO ☐

OPTIONS

DOOR PANEL MATERIAL: ■ – ISOFLEX	DOOR PANEL TYPE: ■ FREEZER – 4" THICK
WALL TRACK SYSTEM: ■ STAINLESS STEEL	FACE FRAME CONSTRUCTION: ■ ALUMINUM W/POLYPROPYLENE COVERS
HEADER MATERIAL: ■ ALUMINUM/ZINC/GALVANIZED	
OPERATOR TYPE: ■ ASI/DC DRIVE CONTROLS	

VOLTAGE: ☐ – 115V 1ø 60HZ ☐ – 230V 1ø 60HZ ☐ – 460V 3ø 60HZ **ADVISE**

MIRROR HEADER: ■ – NONE	PHOTO EYE: STANDARD (24B0867F1/F2) ■ – 1 SET (SEND & RECEIVE) REMOTE MOUNT
INSIDE TRIM: ■ – NONE	
JAMB CAPPING: ■ – NONE	
LED LIGHT BAR WARNING SYSTEM: ■ – NONE	

ACTIVATION DEVICES

(X045) () Single Button Station, Unheated, Loose (24B029F1)
(X046) () Single Button Station, Heated, Loose (24B029F2)
(X047) () 3–Button Station, Open/Close/E–Stop, Loose (24A001)
(X100) () Pull Cord, Unheated, Loose (24C507F1)
(X101) () Pull Cord, Heated, Loose (24C507F2)
(X064) () Photo–Eye, W/ Mounting Brkts–B (55A109F1)

SPECIAL NOTES

TAG DOOR AS: ***ADVISE***

HEAT SYSTEM AMP DRAW

_____ AMPS @ 115V

NOTE: 115V HEAT POWER BY OTHERS (GFCI REQUIRED)

MOTOR/CONTROL SYSTEM AMP DRAW

VOLT/PHASE	RECOMMENDED SERVICE
460/3	2.8 AMPS
230/1	5.5 AMPS
115/1	11 AMPS

NOTE: 230 VAC CONTROLS ARE SET TO WORK WITH EITHER SINGLE PHASE OR 3 PHASE POWER INPUT.

DOOR DIMENSIONS

BUILD WIC	A	8'–0"
BUILD HIC	B	10'–0"
A/2 + 13 1/2"	C	5'–1 1/2"
2A + 27"	D	18'–3"
B + 11"	E	10'–11"
A/2 + 13 1/2"	F	5'–1 1/2"

JAMB DEPTH DETAIL

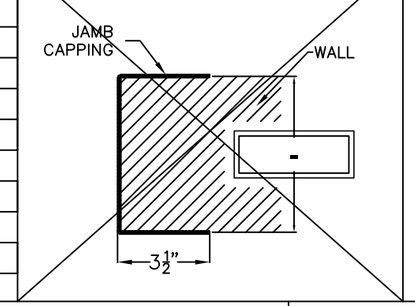

STANDARD FRAME DETAIL

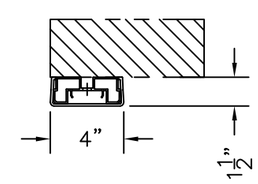

********** **ADVISE** **********

* DOOR TAG:
* OPERATOR LOCATION: RIGHT HAND (SHOWN), LEFT IS OPPOSITE
* VOLTAGE: 115V OR 230V 1ø
* APPLICATION DATA: WASHDOWN ENVIRONMENT – YES OR NO?
* MOUNT SIDE TEMP: _____°
* OPPOSITE SIDE TEMP: _____°

APPROVAL DRAWING

ASI DOORS
5848 North 95th Court
Milwaukee, WI 53225
1–800–558–7068
www.asidoors.com

APPROVALS

FABRICATION CAN PROCEED ACCORDING TO THE SPECIFICATION SHOWN EXCEPT AS NOTED.

BY _____ DATE _____

ASI JOB NUMBER:
CUSTOMER ORDER NUMBER:
SOLD TO:
END USER:

QUANTITY OF DOORS:
DOOR MODEL NO: XP 2200
DOOR ASSEMBLY NO: 90B0009
ELECTRICAL DRAWING NO:

TITLE BI–PART ISOFLEX SLIDING DOOR, RH OPERATOR, POWERED, 4" FREEZER

DRAWN BY	DATE	SHEET	DRAWING NO.	REV.
		1 OF		